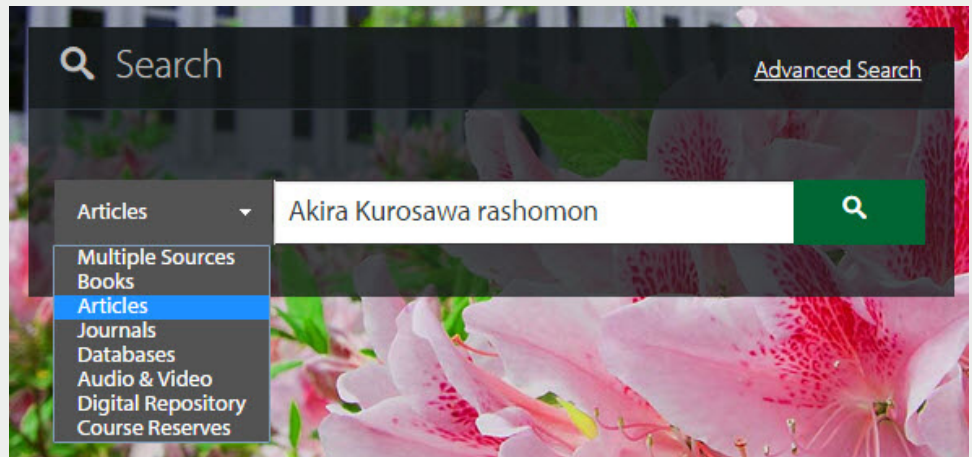


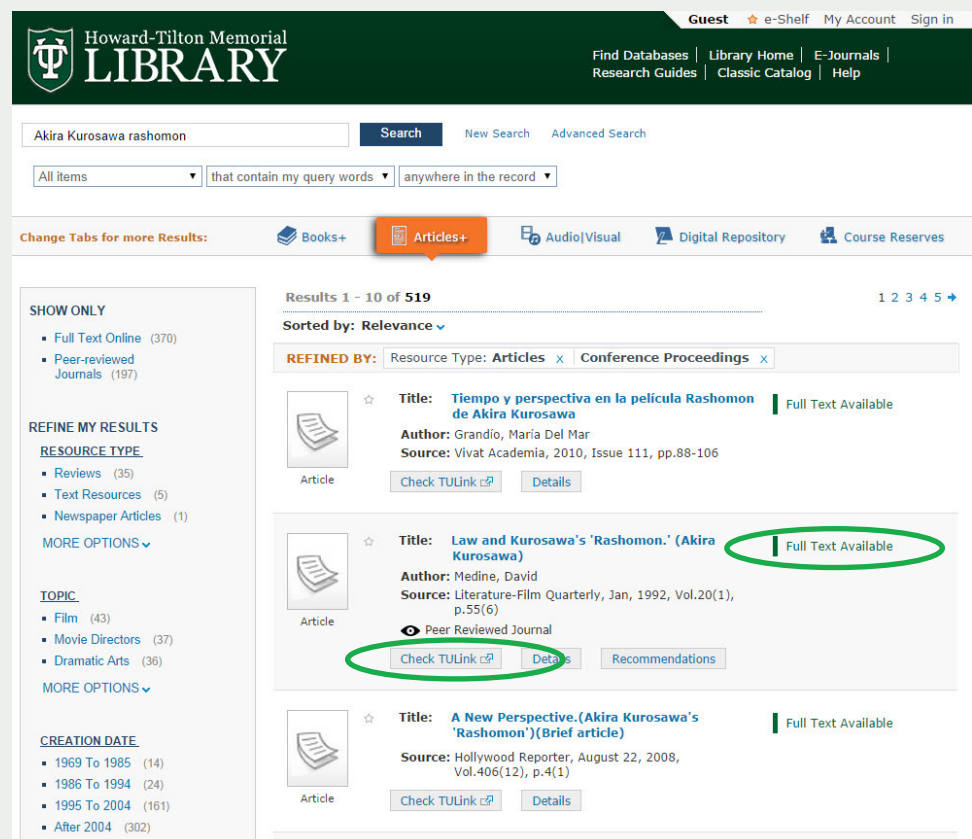
Begin your search for articles at the library home page, library.tulane.edu.

In the Library Search box, choose **Articles** from the search menu.



Many items will be available online through one of the databases. Look for **Full Text Available** on the right hand side. Click **Check TULink** for a list of databases in which the article can be found.

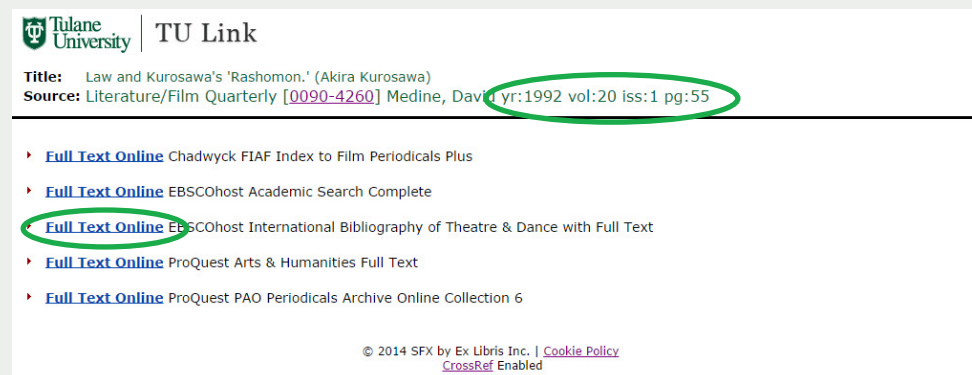
Some items in the results might not be available online but can be found in the library stacks.



Choose one of the databases to access the **Full Text Online**.

Sometimes the link will take you to the journal and not the article.

Use the year, volume, and page information to find the article.



For items with no online full text, click **Check Services**.

To search the Classic Catalog, click **No online access, we may have a print copy**.

Take note of the **year and volume** of the journal in which the article is found.

If the library does own the journal, check the years that the **library has** and take note of the **location and call number**.

Use the call number guide below to determine on which floor the call number can be found.

If the article is not available online or in the stacks, you may request a copy of the article for free via the **interlibrary loan** links from the previous screen.

Call Number Floor Guide	
A-BF	5
BG-DA	4
DB-LT	3
M-NX	6
P-PF	3
PG-QD	2
QE-Z	1

Need help? Contact the Research Help Desk anytime you have questions: visit us in person, call (504) 865-5606, go to library.tulane.edu, or email libref@tulane.edu