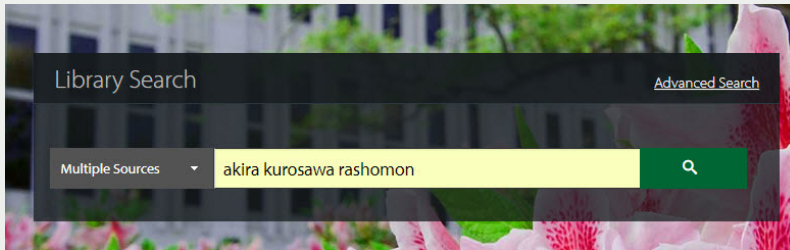
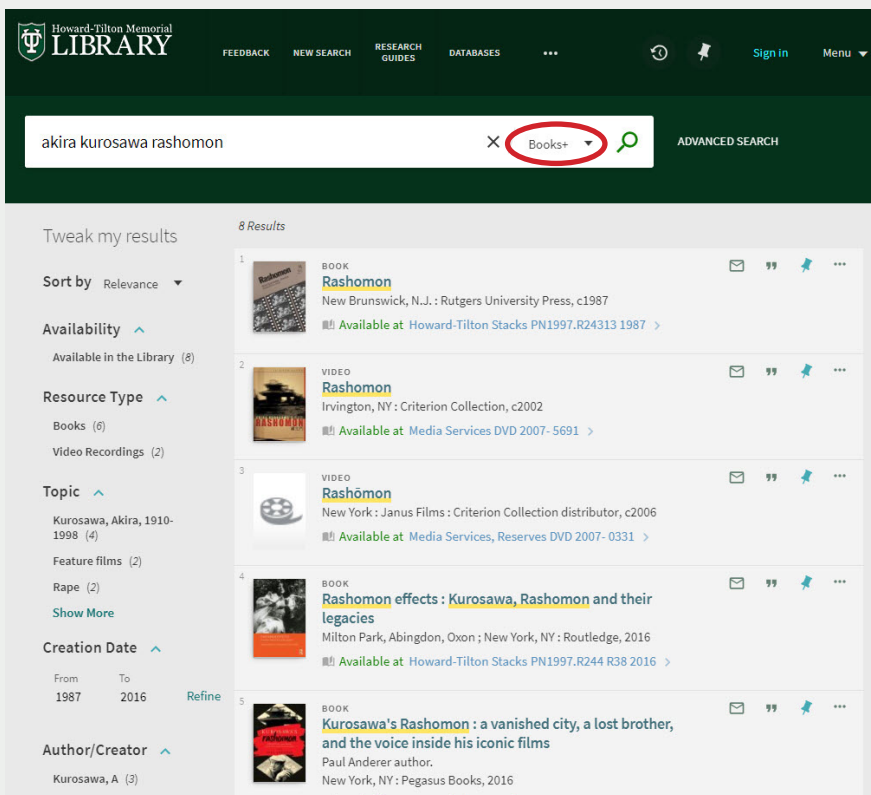


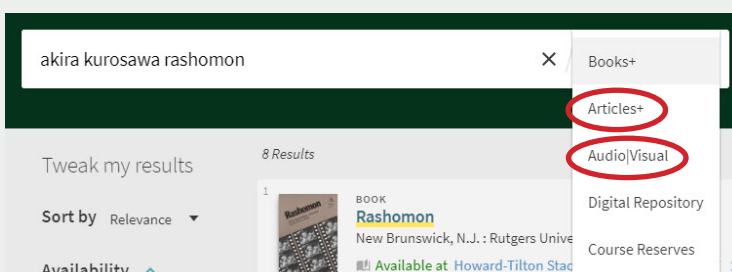
To begin your library search, go to library.tulane.edu and enter terms into the search box.



The initial list of results in library search is **Books+** which includes books, ebooks, CDs, DVDs, online videos, government documents, dissertations and more.



For scholarly articles or newspaper articles, use **Articles+** from the drop down menu. To limit to CDs, DVDs and online videos, use **Audio|Visual** from the drop down menu.



In Articles+, you are able to limit your results from the selections under **Availability**, such as **Peer-reviewed Journals** or **Full Text Online**.

Topic allows you to choose a more specific area within a broad topic. This will limit results to a subset related to the topic selected.

Physical items, such as books or DVDs, will have a Location and a Call Number. Look for **Available at** for the item's location; in these examples, **Media Services** for the DVD and **Howard-Tilton Stacks** for the book. The call number is a combination of letters and numbers which tell you where the book can be found.

| Call Number Floor Guide Howard-Tilton Memorial Library | |
|---|-------|
| Call Number | Floor |
| A-BF | 5 |
| BG-DA | 4 |
| DB-LT | 3 |
| M-NX | 6 |
| P-PF | 3 |
| PG-QD | 2 |
| QE-Z | 1 |

Need help? Contact the Research Help Desk anytime you have questions: visit us in person, call (504) 865-5606, go to library.tulane.edu, or email libref@tulane.edu